

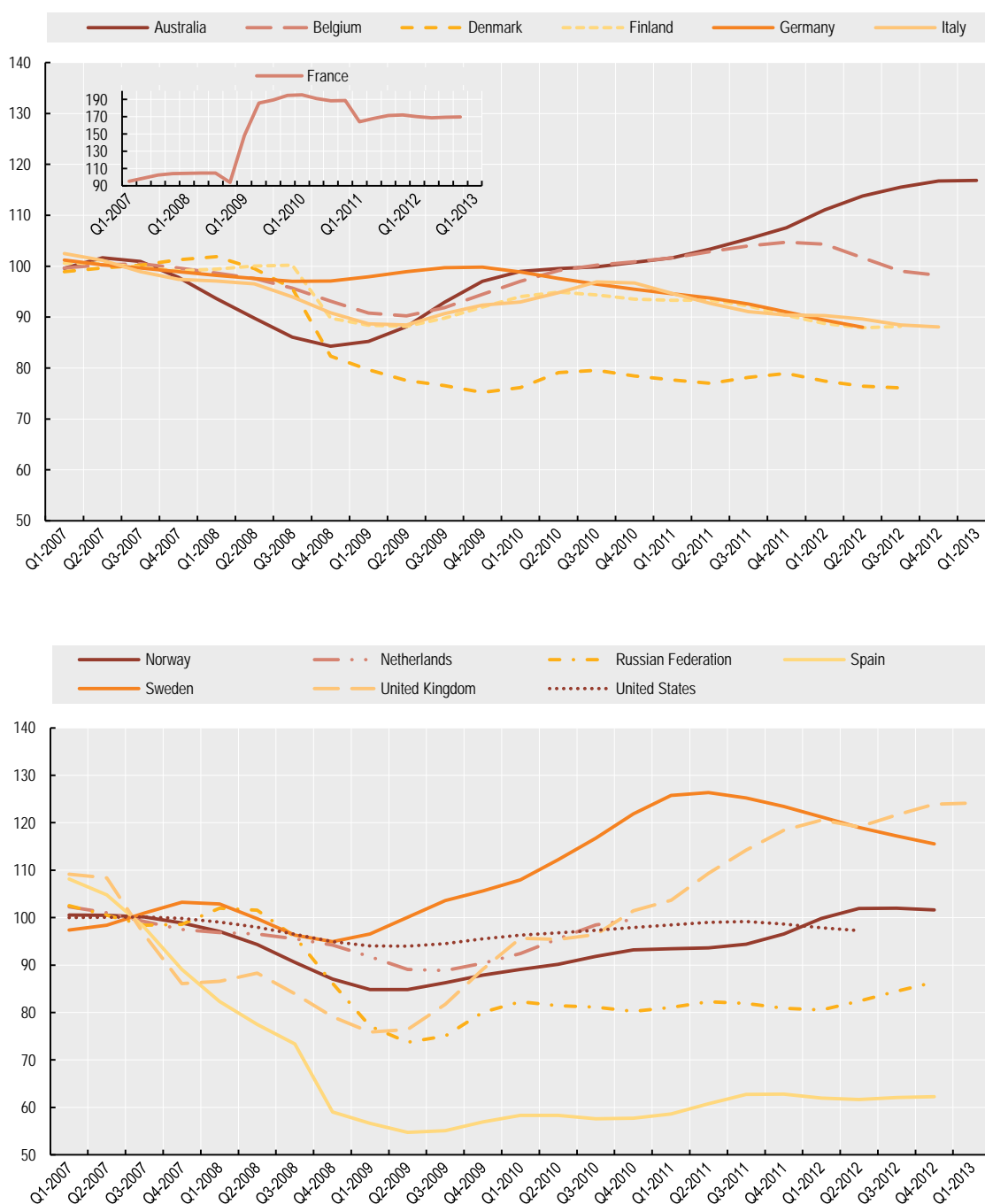
# OECD (2013), *Entrepreneurship at a Glance*

## Corrigendum

Page 17:

The figure 1.1. “**New enterprise creations, selected countries**” has been modified with new lines to facilitate reading:

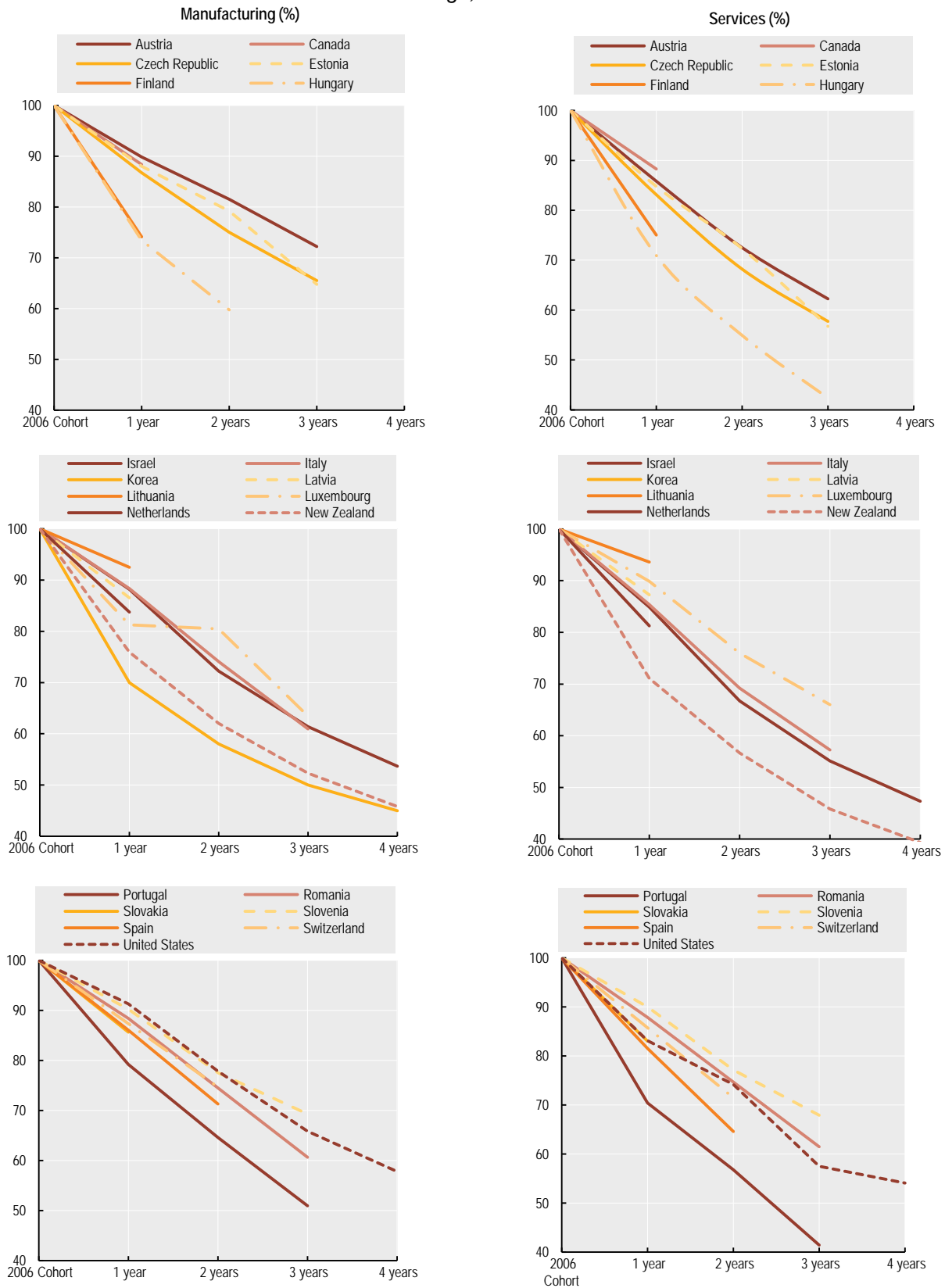
Figure 1.1. **New enterprise creations, selected countries**  
*Trend-cycle average 2007 = 100*



See also <http://dx.doi.org/10.1787/888932828127>

The figure 3.21. "Enterprise survival rates" has been modified with new lines to facilitate reading.

Figure 3.21. Enterprise survival rates  
Percentage, 2006 cohort



**Page 66:**

*Definitions:*

The sentence “It should be noted that all the self-employed are entrepreneurs” should read: “It should be noted **that not all** the self-employed are entrepreneurs.”

**Page 70:**

*Comparability:*

The sentence “youth self-employment rates may be lower in countries that restrict the self-employed to those owning unincorporated businesses” should read: “youth self-employment rates may **be higher** in countries that restrict the self-employed to those owning unincorporated businesses.”

**Page 88:**

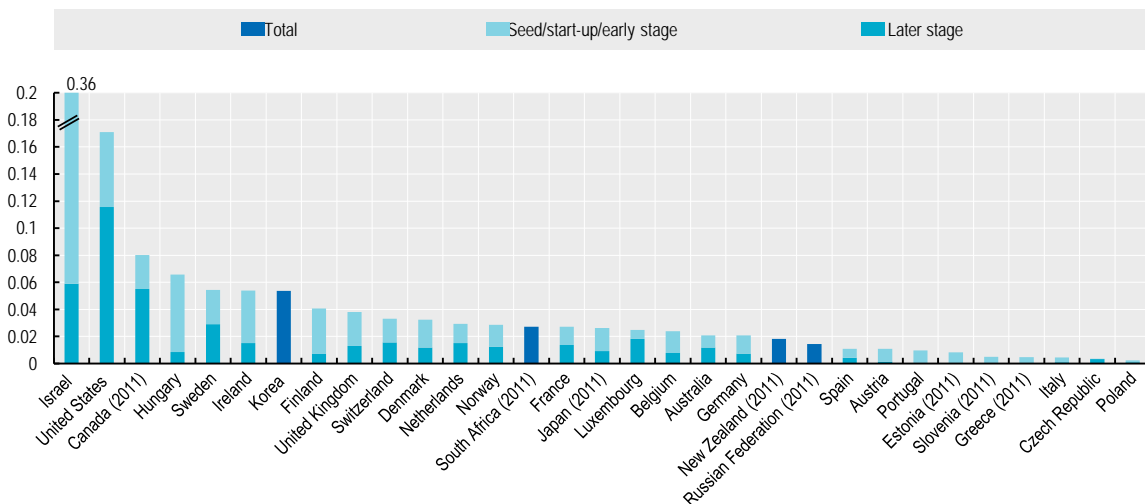
*Key facts, third indent:*

“Companies backed by ventur capital” should read “companies backed by **venture** capital”.

**Page 89:**

The figure 6.9 “**Venture capital investments as percentage of GDP (US dollars)**” has been modified: 2011 data have been replaced with 2012 data for Australia, Israel, Korea, Switzerland and the United States; 2010 data have been replaced with 2011 data for Canada.

Figure 6.9 **Venture capital investments as percentage of GDP (US dollars)**  
*Percentage, 2012*



See also: <http://dx.doi.org/10.1787/888932829590>